

PF22S-3NOGR-3U12

Mind O≠0, I≠I≠1, S≠5, B≠8.

| | |
|------------------------------|------------------------------------|
| Activation | push |
| Thread | M22×1 |
| Operating mode | static |
| Operating voltage | 10...35 V _{DC} |
| Reverse polarity protection | built-in |
| Current consumption | <50 mA @ 35 V _{DC} |
| Current load capability | 200 mA |
| Short circuit protection | built-in – self resetting |
| Output polarity | NPN |
| Output function | —/— normally open |
| Number of operations | 10 ⁸ ...10 ⁹ |
| Indicator LED idle↔pushed | green↔red |
| Operating temperature | –40...+60 °C |
| IP Code (front) | IP 69k |
| IP Code (rear) | IP 67 |
| IK impact protection (front) | IK 09 |
| Sensing face material | polycarbonate |
| Annular bezel material | stainless steel 1.4305 |
| Connection | 30 cm cable, M12 |
| Complies with | CE, RoHS |



Intelligent Push Button 3-Wire DC Static Annular bezel: *Flush*



idle



pushed

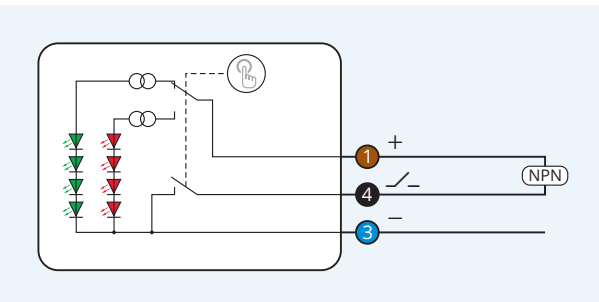
The photos show the same model with M8 male connector and with a pictogram as a sample.

25

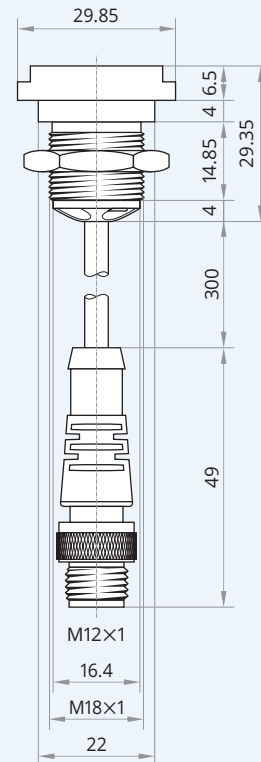
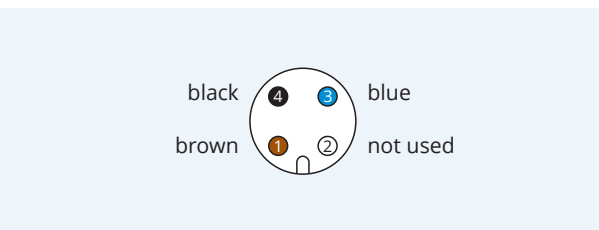
months

Warranty Our products are manufactured to stringent ISO 9001 European standards to ensure that our customers only receive the best quality.

Wiring diagram



Pinout



⚠ Caution! This device shall not be used if the safety of persons rely on its faultless function.

XECRO reserves the right to make minor changes without prior notification.