

PF22T-3PCWR-N12

Mind O≠0, I≠I≠1, S≠5, B≠8.

| | |
|------------------------------|------------------------------------|
| Activation | push |
| Thread | M22×1 |
| Operating mode | latching |
| Operating voltage | 10...35 V _{DC} |
| Reverse polarity protection | built-in |
| Current consumption | <50 mA @ 35 V _{DC} |
| Current load capability | 200 mA |
| Short circuit protection | built-in – self resetting |
| Output polarity | PNP |
| Output function | —L normally closed |
| Number of operations | 10 ⁸ ...10 ⁹ |
| Indicator LED idle↔pushed | white↔red |
| Operating temperature | −40...+60 °C |
| IP Code (front) | IP 69k |
| IP Code (rear) | IP 67 |
| IK impact protection (front) | IK 09 |
| Sensing face material | polycarbonate |
| Annular bezel material | stainless steel 1.4305 |
| Connection | M12 male connector |
| Complies with | CE, RoHS |



Intelligent Push Button 3-Wire DC Toggle Annular bezel: *Flush*



idle



pushed

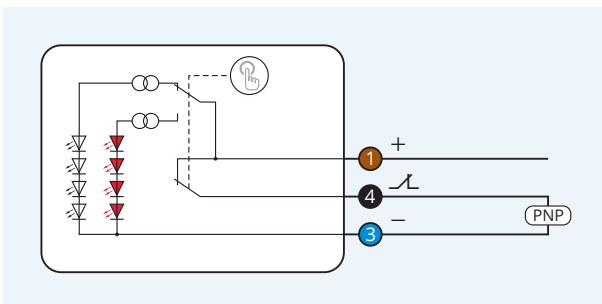
The photos show the same model with M8 male connector and with a pictogram as a sample.



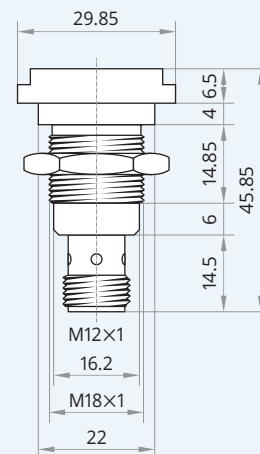
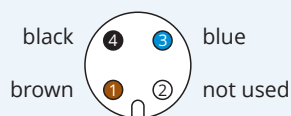
Warranty Our products are manufactured to stringent ISO 9001 European standards to ensure that our customers only receive the best quality.



Wiring diagram



Pinout



Caution! This device shall not be used if the safety of persons rely on its faultless function.

XECRO reserves the right to make minor changes without prior notification.