

## PF22T-4POWG-3U12

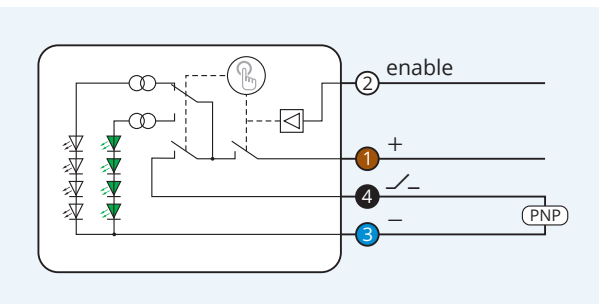
Mind O≠0, I≠I≠1, S≠5, B≠8.

|                              |  |
|------------------------------|--|
| Activation                   | push                                   |
| Thread                       | M22×1                                  |
| Operating mode               | latching                               |
| Operating voltage $V_+$      | 10...35 V <sub>DC</sub>                |
| Reverse polarity protection  | built-in                               |
| Current consumption          | <50 mA @ 35 V <sub>DC</sub>            |
| Current load capability      | 200 mA                                 |
| Short circuit protection     | built-in – self resetting              |
| Input threshold high   low   | $0.45 \times V_+ \mid 0.55 \times V_+$ |
| Impedance                    | 15 kΩ                                  |
| Output polarity              | PNP                                    |
| Output function              | —/— normally open                      |
| Number of operations         | 10 <sup>8</sup> ...10 <sup>9</sup>     |
| Indicator LED idle↔pushed    | white↔green                            |
| Operating temperature        | –40...+60 °C                           |
| IP Code (front)              | IP 69k                                 |
| IP Code (rear)               | IP 67                                  |
| IK impact protection (front) | IK 09                                  |
| Sensing face material        | polycarbonate                          |
| Annular bezel material       | stainless steel 1.4305                 |
| Connection                   | 30 cm cable, M12                       |
| Complies with                | CE, RoHS                               |

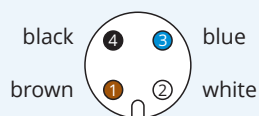


**25 months Warranty** Our products are manufactured to stringent ISO 9001 European standards to ensure that our customers only receive the best quality.

Wiring diagram



Pinout



**⚠ Caution!** This device shall not be used if the safety of persons rely on its faultless function.

## Intelligent Push Button 4-Wire DC Toggle Annular bezel: *Flush*

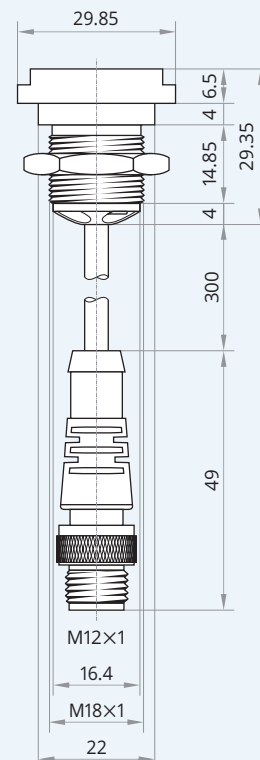


idle



pushed

The photos show the same model with M8 male connector and with a pictogram as a sample.



XECRO reserves the right to make minor changes without prior notification.